


PAVERS

PAVERS	SPECS - IMPERIAL	SPECS - METRIC	AVAILABLE COLORS & PRODUCT CODES	\$ / UNIT OF MEASURE
--------	------------------	----------------	----------------------------------	----------------------

ANTIKA PAVER SMOOTH




Thickness: 2 3/8"
 87 ft²/pal
 9 rows of 9.67 ft²
 2.183 lbst

Thickness: 60 mm
 8.10 m²/pal
 9 rows of 0.90 m²
 990 kg

005645 Sandlewood 11.09/\$F
 005646 Shale Grey 11.09/\$F
 005647 Chestnut Brown 11.09/\$F
 005656 Onyx Black 12.26/\$F
 005657 Chocolate Brown 12.26/\$F

AQUASTORM PAVER PERMEABLE




3 15/16 x 10 1/16 x 20 1/16
 78.39 ft²/pal
 7 rows of 11.20 ft²
 2.445 lbs
 7 rows of 8 units

100 x 255 x 510
 7.28 m²/pal
 11 rows of 1 m²
 1.018 kg
 7 rows of 8 units

005541 Grey 10.51/\$F

BLU 80 MM PAVER SLATE



A. 3 1/8 x 13 x 6 1/2 32 units
B. 3 1/8 x 13 x 13 32 units
C. 3 1/8 x 13 x 19 1/2 16 units


84.96 ft²/pal
 8 rows of 10.62 ft²
 9.75 lin. ft/row
 3.246 lbs

A. 80 x 330 x 165 32 units
B. 80 x 330 x 330 32 units
C. 80 x 330 x 495 16 units

7.90 m²/pal
 8 rows of 0.99 m²
 2.97 lin. m/row
 1.472 kg

SLATE
 000001 Sandlewood 10.61/\$F
 000002 Shale Grey 10.61/\$F
 000004 Champlain Grey 10.61/\$F
 000006 Chestnut Brown 10.61/\$F

BLU 80 MM PAVER SMOOTH / HD²



A. 3 1/8 x 13 x 6 1/2 32 units
B. 3 1/8 x 13 x 13 32 units
C. 3 1/8 x 13 x 19 1/2 16 units

84.96 ft²/pal
 8 rows of 10.62 ft²
 9.75 lin. ft/row
 3.280 lbs


A. 80 x 330 x 165 32 units
B. 80 x 330 x 330 32 units
C. 80 x 330 x 495 16 units

7.90 m²/pal
 8 rows of 0.99 m²
 2.97 lin. m/row
 1.488 kg

SMOOTH
 000020 Shale Grey 10.61/\$F
 000021 Chestnut Brown 10.61/\$F
 007109 Champlain Grey 10.61/\$F
 007604 Onyx Black 12.19/\$F
 007605 Greyed Nickel 12.19/\$F
 007830 Beige Cream 12.19/\$F

HD² SMOOTH
 008974 Greyed Nickel HD² 16.44/\$F
 005533 Shale Grey HD² 14.83/\$F
 005534 Chestnut Brown HD² 14.83/\$F
 005535 Champlain Grey HD² 14.83/\$F
 005536 Onyx Black HD² 16.44/\$F

BLU 80 MM PAVER POLISHED — ON ORDER



A. 3 x 13 x 6 1/2 32 units
B. 3 x 13 x 13 32 units
C. 3 x 13 x 19 1/2 6 units

84.96 ft²
 8 rows of 10.62 ft²
 9.75 lin. ft/row
 3.042 lbs


A. 76 x 330 x 165 32 units
B. 76 x 330 x 330 32 units
C. 76 x 330 x 495 16 units

7.90 m²
 8 rows of 0.99 m²
 2.97 lin. m/row
 1.380 kg

000017 Shale Grey 16.06/\$F
 000018 Chestnut Brown 16.06/\$F
 007740 Onyx Black 17.64/\$F
 007739 Greyed Nickel 17.64/\$F
 007831 Beige Cream 17.64/\$F

PAVERS	SPECS - IMPERIAL	SPECS - METRIC	AVAILABLE COLORS & PRODUCT CODES	\$ / UNIT OF MEASURE
--------	------------------	----------------	----------------------------------	----------------------

BLU 80 MM (6"x13") PAVER SLATE



$3 \frac{1}{8} \times 13 \times 6 \frac{1}{2}$	80 x 330 x 165
84.40 ft ² /pal	7.84 m ² /pal
8 rows of 10.55 ft ²	8 rows of 0.98 m ²
19.49 lin. ft/row (depth)	5.94 lin. m/row (depth)
9.74 lin. ft/row (length)	2.97 lin. m/row (length)
3133 lbs	1421 kg
144 units	144 units

SLATE		
007816	Shale Grey	10.61/\$F
007818	Champlain Grey	10.61/\$F
007820	Chestnut Brown	10.61/\$F
007821	Onyx Black	12.19/\$F
007822	Chocolate Brown	12.19/\$F

BLU 80 MM (6"x13") PAVER SMOOTH / HD²




$3 \frac{1}{8} \times 13 \times 6 \frac{1}{2}$	80 x 330 x 165
84.40 ft ² /pal	7.84 m ² /pal
8 rows of 10.55 ft ²	8 rows of 0.98 m ²
19.49 lin. ft/row (depth)	5.94 lin. m/row (depth)
9.74 lin. ft/row (length)	2.97 lin. m/row (length)
3133 lbs	1421 kg
144 units	144 units

SMOOTH		
007823	Shale Grey	10.61/\$F
007824	Champlain Grey	10.61/\$F
007826	Chestnut Brown	10.61/\$F
007825	Onyx Black	12.19/\$F
007828	Greyed Nickel	12.19/\$F
007829	Beige Cream	12.19/\$F
007827	Chocolate Brown	12.19/\$F

HD ² SMOOTH		
008975	Greyed Nickel HD ²	16.44/\$F
005537	Shale Grey HD ²	14.83/\$F
005538	Chestnut Brown HD ²	14.83/\$F
005539	Champlain Grey HD ²	14.83/\$F
005540	Onyx Black HD ²	16.44/\$F


EVA PAVER



A. $2 \frac{3}{8} \times 8 \frac{3}{4} \times 4 \frac{3}{8}$	132 units	A. 60 x 223 x 112	132 units
B. $2 \frac{3}{8} \times 8 \frac{3}{4} \times 8 \frac{3}{4}$	99 units	B. 60 x 223 x 223	99 units
C. $2 \frac{3}{8} \times 8 \frac{3}{4} \times 13 \frac{3}{16}$	55 units	C. 60 x 223 x 335	55 units
132.48 ft ² /pal		12.31 m ² /pal	
11 rows of 12.04 ft ²		11 rows of 1.12 m ²	
16.46 lin. ft/row		5.02 lin. m/row	
3569 lbs		1619kg	

007833	Sandlewood	9.56/\$F
007835	Champlain Grey	9.56/\$F
007837	Chestnut Brown	9.56/\$F
008160	Shale Grey	9.56/\$F


LINEA SMALL RECTANGLES PAVER



A. $3 \frac{1}{16} \times 3 \frac{1}{16} \times 8 \frac{7}{8}$	A. 100 x 100 x 225
B. $3 \frac{1}{16} \times 3 \frac{1}{16} \times 12 \frac{13}{16}$	B. 100 x 100 x 325
C. $3 \frac{1}{16} \times 3 \frac{1}{16} \times 16 \frac{3}{4}$	C. 100 x 100 x 425
80.81 ft ² /pal	7.51 m ² /pal
7 rows of 11.54 ft ²	7 rows of 1.07 m ²
35.25 lin. ft/row	10.74 lin. m/row
3730 lbs	1692 kg
77 units of each	77 units of each

002472	Shale Grey	11.52/\$F
002473	Champlain Grey	11.52/\$F
002474	Chestnut Brown	11.52/\$F
005215	Onyx Black	13.45/\$F

LINEA LARGE RECTANGLES PAVER



A. $3 \frac{1}{16} \times 5 \frac{7}{8} \times 8 \frac{7}{8}$	A. 100 x 150 x 225
B. $3 \frac{1}{16} \times 5 \frac{7}{8} \times 12 \frac{13}{16}$	B. 100 x 150 x 325
C. $3 \frac{1}{16} \times 5 \frac{7}{8} \times 16 \frac{3}{4}$	C. 100 x 150 x 425
77.14 ft ² /pal	7.17 m ² /pal
7 rows of 11.02 ft ²	7 rows of 1.02 m ²
22.40 lin. ft/row	6.83 lin. m/row
3631 lbs	1647 kg
49 units of each	49 units of each

007001	Shale Grey	11.52/\$F
007002	Champlain Grey	11.52/\$F
007003	Chestnut Brown	11.52/\$F
005660	Onyx Black	13.45/\$F

PAVERS

PAVERS	SPECS - IMPERIAL	SPECS - METRIC	AVAILABLE COLORS & PRODUCT CODES	\$ / UNIT OF MEASURE
--------	------------------	----------------	----------------------------------	----------------------

MIKA PAVER KLEAN-BLOC



2 3/4 x 4 7/16 x 11
107.63 ft²/pal
10 rows of 10.76 ft²
3 012 lbs
320 units

70 x 112 x 279
10 m²/pal
10 rows of 1 m²
1 366 kg
320 units

006246 Rock Garden Brown **KLEAN-BLOC**
006247 Onyx Black **KLEAN-BLOC**

20.65/SF
20.65/SF

Stonedge
*** COLLECTION

MISTA RANDOM PAVER PERMEABLE



A. 2 9/16 x 7 7/8 x 3 15/16 80 units
B. 2 9/16 x 7 7/8 x 7 7/8 100 units
C. 2 9/16 x 7 7/8 x 11 13/16 90 units
116.20 ft²/pal
10 rows of 11.62 ft²
17.71 lin. ft/row
3 356 lbs

A. 65 x 200 x 100 80 units
B. 65 x 200 x 200 100 units
C. 65 x 200 x 300 90 units
10.80 m²/pal
10 rows of 1.08 m²
5.40 lin. m/row
1 522 kg

000069 Sandlewood
000070 Shale Grey
000072 Champlain Grey
000074 Chestnut Brown

10.06/SF
10.06/SF
10.06/SF
10.06/SF



PURE PAVER PERMEABLE



A. 3 1/8 x 9 x 9
B. 3 1/8 x 9 x 12
C. 3 1/8 x 9 x 15
90 ft²/pal
8 rows of 11.25 ft²
15.00 lin. ft/row
3 175 lbs
40 units of each

A. 80 x 229 x 229
B. 80 x 229 x 305
C. 80 x 229 x 381
8.36 m²/pal
8 rows of 1.05 m²
4.57 lin. m/row
1 440 kg
40 units of each

007792 Sandlewood
007793 Shale Grey
007794 Chestnut Brown
007795 Champlain Grey

11.39/SF
11.39/SF
11.39/SF
11.39/SF



SLEEK PAVER HD²



3 9/16 x 15 7/8 x 31 15/16
84.59 ft²/pal
8 rows of 10.57 ft²
7.98 lin. ft/row (length)
3.98 lin. ft/row (depth)
3 543 lbs
8 rows of 3 units

90 x 404 x 811
7.86 m²/pal
8 rows of 0.98 m²
2.43 lin. m/row (length)
1.21 lin. m/row (depth)
1 607 kg
8 rows of 3 units

004824 Shale Grey **HD²**
004826 Champlain Grey **HD²**
004825 Chestnut Brown **HD²**
004829 Greyed Nickel **HD²**
004827 Onyx Black **HD²**
004828 Beige Cream **HD²**

12.46/SF
12.46/SF
12.46/SF
12.81/SF
12.81/SF
12.81/SF

SQUADRA PAVER SLATE



2 3/8 x 3 1/4 x 3 1/4
73.41 ft²/pal
9 rows of 8.16 ft²
1 892 lbs
9 rows of 110 units

60 x 83 x 83
6.82 m²/pal
9 rows of 0.76 m²
858 kg
9 rows of 110 units

005658 Shale Grey
005662 Chestnut Brown
005663 Merlot
005659 Onyx Black

15.31/SF
15.31/SF
15.31/SF
15.79/SF

TRAVERTINA RAW PAVER KLEAN-BLOC



2 3/4 x 4 7/16 x 11
107.63 ft²/pal
10 rows of 10.76 ft²
2 967 lbs
320 units

70 x 112 x 279
10 m²/pal
10 rows of 1 m²
1 346 kg
320 units

006200 Ivory **KLEAN-BLOC**
006199 Rock Garden Brown **KLEAN-BLOC**
006198 Riviera **KLEAN-BLOC**

20.65/SF
20.65/SF
20.65/SF

Stonedge
*** COLLECTION

PAVERS	SPECS – IMPERIAL	SPECS – METRIC	AVAILABLE COLORS & PRODUCT CODES	\$ / UNIT OF MEASURE
--------	------------------	----------------	----------------------------------	----------------------

VALET PAVER



2 3/8 x 6 1/2 x 6 1/2
92.31 ft²/pal
9 rows of 10.26 ft²
18.95 lin. ft/row
2381 lbs
315 units

60 x 165 x 165
8.58 m²/pal
9 rows of 0.95 m²
5.78 lin. m/row
1080 kg
315 units

004845 Shale Grey 11.39/\$F
004847 Champlain Grey 11.39/\$F
004848 Chestnut Brown 11.39/\$F
004849 Onyx Black 11.72/\$F

VICTORIEN 60 MM PAVER



2 3/8 x 4 1/4 x 8 1/2
123.70 ft²/pal
11 rows of 11.25 ft²
15.87 lin. ft/row (depth)
31.74 lin. ft/row (length)
4 units/ft²
3481 lbs
495 units

60 x 108 x 216
11.50 m²/pal
11 rows of 1.05 m²
4.84 lin. m/row (depth)
9.68 lin. m/row (length)
43.10 units/m²
1579 kg
495 units

000055 Shale Grey 8.32/\$F
000060 Onyx Black 8.65/\$F
000061 Chocolate Brown 8.65/\$F

VILLAGIO PAVER PERMEABLE



A. 2 3/8 x 5 1/8 x 5 1/8 77 units
B. 2 3/8 x 5 1/8 x 6 5/16 77 units
C. 2 3/8 x 5 1/8 x 7 5/16 154 units
D. 2 3/8 x 5 1/8 x 8 7/16 154 units
117 ft²/pal
11 rows of 10.64 ft²
24.94 lin. ft/row
3029 lbs

A. 60 x 130 x 130 77 units
B. 60 x 130 x 160 77 units
C. 60 x 130 x 185 154 units
D. 60 x 130 x 215 154 units
10.88 m²/pal
11 rows of 0.99 m²
7.61 lin. m/row
1374 kg

000154 Sandlewood 9.84/\$F
000155 Shale Grey 9.84/\$F
000157 Champlain Grey 9.84/\$F
000160 Chestnut Brown 9.84/\$F
005549 Merlot 9.84/\$F
005638 Onyx Black 10.71/\$F
005639 Chocolate Brown 10.71/\$F

WESTMOUNT PAVER HD² / HD²+



3 1/8 x 2 3/8 x 9 7/16
79.36 ft²/pal
9.92 ft²/row
12.60 lin. ft/row
2952 lbs
512 units

80 x 60 x 240
7.37 m²/pal
0.92 m²/row
3.84 lin. m/row
1339 kg
512 units

006678 Shale Grey **HD²** 12.02/\$F
006680 Chestnut Brown **HD²** 12.02/\$F
006681 Merlot **HD²** 12.02/\$F
006679 Onyx Black **HD²** 12.53/\$F

009409 Shale Grey **HD²+** 12.02/\$F
009411 Chestnut Brown **HD²+** 12.02/\$F
009412 Merlot **HD²+** 12.02/\$F
009410 Onyx Black **HD²+** 12.53/\$F

HD²+/ WILL BE AVAILABLE WHILE QUANTITIES LAST.