


PAVERS

PAVERS	SPECS - IMPERIAL	SPECS - METRIC	AVAILABLE COLORS & PRODUCT CODES	\$ / UNIT OF MEASURE
--------	------------------	----------------	----------------------------------	----------------------

ALLEGRO PAVER




A. $2 \frac{3}{8} \times 5 \frac{5}{16} \times 4 \frac{11}{16}$
B. $2 \frac{3}{8} \times 5 \frac{5}{16} \times 6 \frac{11}{16}$
C. $2 \frac{3}{8} \times 5 \frac{5}{16} \times 7 \frac{13}{16}$
D. $2 \frac{3}{8} \times 5 \frac{5}{16} \times 9 \frac{3}{8}$
 129.80 ft²/pal
 11 rows of 11.80 ft²
 26.64 lin. ft/row
 3666 lbs

A. 60 × 135 × 119
B. 60 × 135 × 170
C. 60 × 135 × 198
D. 60 × 135 × 238
 12.06 m²/pal
 11 rows of 1.10 m²
 8.12 lin. m/row
 1663 kg

000170 Sandlewood 7.25/SF
 000172 Shale Grey 7.25/SF
 000174 Champlain Grey 7.25/SF
 000176 Chestnut Brown 7.25/SF

ANTIKA PAVER




Thickness: $2 \frac{3}{8}$ "
 87 ft²/pal
 9 rows of 9.67 ft²
 2183 lbst

Thickness: 60 mm
 8.10 m²/pal
 9 rows of 0.90 m²
 990 kg

000179 Sandlewood 8.42/SF
 000181 Shale Grey 8.42/SF
 000182 Chestnut Brown 8.42/SF
 007107 Onyx Black 9.28/SF
 007108 Chocolate Brown 9.28/SF

AQUASTORM PAVER PERMEABLE



$3 \frac{15}{16} \times 10 \frac{1}{16} \times 20 \frac{1}{16}$
 78.39 ft²/pal
 7 rows of 11.20 ft²
 2445 lbs
 7 rows of 8 units


100 × 255 × 510
 7.28 m²/pal
 11 rows of 1 m²
 1018 kg
 7 rows of 8 units

005541 Grey



8.03/SF

BLU 80 MM PAVER SLATE




A. $3 \frac{1}{8} \times 13 \times 6 \frac{1}{2}$ 32 units
B. $3 \frac{1}{8} \times 13 \times 13$ 32 units
C. $3 \frac{1}{8} \times 13 \times 19 \frac{1}{2}$ 16 units
 84.96 ft²/pal
 8 rows of 10.62 ft²
 9.75 lin. ft/row
 3246 lbs

A. 80 × 330 × 165 32 units
B. 80 × 330 × 330 32 units
C. 80 × 330 × 495 16 units
 7.90 m²/pal
 8 rows of 0.99 m²
 2.97 lin. m/row
 1472 kg

000001 Sandlewood 8.14/SF
 000002 Shale Grey 8.14/SF
 000003 Mojave Beige 8.14/SF
 000004 Champlain Grey 8.14/SF
 000006 Chestnut Brown 8.14/SF

BLU 80 MM PAVER SMOOTH



A. $3 \frac{1}{8} \times 13 \times 6 \frac{1}{2}$ 32 units
B. $3 \frac{1}{8} \times 13 \times 13$ 32 units
C. $3 \frac{1}{8} \times 13 \times 19 \frac{1}{2}$ 16 units
 84.96 ft²/pal
 8 rows of 10.62 ft²
 9.75 lin. ft/row
 3101 lbs




A. 80 × 330 × 165 32 units
B. 80 × 330 × 330 32 units
C. 80 × 330 × 495 16 units
 7.90 m²/pal
 8 rows of 0.99 m²
 2.97 lin. m/row
 1407 kg

000020 Shale Grey 8.14/SF
 000021 Chestnut Brown 8.14/SF
 007109 Champlain Grey 8.14/SF
 007604 Onyx Black 9.31/SF
 007605 Greyed Nickel 9.31/SF
 007830 Beige Cream 9.31/SF


005533 Shale Grey **HD**² 9.48/SF
 005534 Chestnut Brown **HD**² 9.48/SF
 005535 Champlain Grey **HD**² 9.48/SF
 005536 Onyx Black **HD**² 10.86/SF
 008974 Greyed Nickel **HD**² 10.86/SF

PAVERS	SPECS - IMPERIAL	SPECS - METRIC	AVAILABLE COLORS & PRODUCT CODES	\$ / UNIT OF MEASURE
--------	------------------	----------------	----------------------------------	----------------------


BLU 80 MM PAVER POLISHED — ON ORDER

	A. 3 x 13 x 6 1/2	32 units	A. 76 x 330 x 165	32 units	000017	Shale Grey	13.27/SF
	B. 3 x 13 x 13	32 units	B. 76 x 330 x 330	32 units	000018	Chestnut Brown	13.27/SF
	C. 3 x 13 x 19 1/2	16 units	C. 76 x 330 x 495	16 units	007740	Onyx Black	14.31/SF
	84.96 ft ²		7.90 m ²		007739	Greyed Nickel	14.31/SF
	8 rows of 10.62 ft ²		8 rows of 0.99 m ²		007831	Beige Cream	14.31/SF
	9.75 lin. ft/row		2.97 lin. m/row				
	3042 lbs		1380 kg				

BLU 80 MM (6"x13") PAVER SLATE




	3 1/8 x 13 x 6 1/2		80 x 330 x 165		007815	Sandlewood	8.14/SF
	84.40 ft ² /pal		7.84 m ² /pal		007816	Shale Grey	8.14/SF
	8 rows of 10.55 ft ²		8 rows of 0.98 m ²		007818	Champlain Grey	8.14/SF
	19.49 lin. ft/row (depth)		5.94 lin. m/row (depth)		007820	Chestnut Brown	8.14/SF
	9.74 lin. ft/row (length)		2.97 lin. m/row (length)		007821	Onyx Black	9.31/SF
	3133 lbs		1421 kg		007822	Chocolate Brown	9.31/SF
	144 units		144 units				

BLU 80 MM (6"x13") PAVER SMOOTH




	3 1/8 x 13 x 6 1/2		80 x 330 x 165		007823	Shale Grey	8.14/SF
	84.40 ft ² /pal		7.84 m ² /pal		007824	Champlain Grey	8.14/SF
	8 rows of 10.55 ft ²		8 rows of 0.98 m ²		007826	Chestnut Brown	8.14/SF
	19.49 lin. ft/row (depth)		5.94 lin. m/row (depth)		007825	Onyx Black	9.31/SF
	9.74 lin. ft/row (length)		2.97 lin. m/row (length)		007828	Greyed Nickel	9.31/SF
	3133 lbs		1421 kg		007829	Beige Cream	9.31/SF
	144 units		144 units		007827	Chocolate Brown	9.31/SF

005537	Shale Grey HD²	9.48/SF
005538	Chestnut Brown HD²	9.48/SF
005539	Champlain Grey HD²	9.48/SF
005540	Onyx Black HD²	10.86/SF
008975	Greyed Nickel HD²	10.86/SF

EVA PAVER

	A. 2 3/8 x 8 3/4 x 4 3/8	132 units	A. 60 x 223 x 112	132 units	007833	Sandlewood	7.25/SF
	B. 2 3/8 x 8 3/4 x 8 3/4	99 units	B. 60 x 223 x 223	99 units	007834	Mojave Beige	7.25/SF
	C. 2 3/8 x 8 3/4 x 13 3/16	55 units	C. 60 x 223 x 335	55 units	007835	Champlain Grey	7.25/SF
	132.48 ft ² /pal		12.31 m ² /pal		007837	Chestnut Brown	7.25/SF
	11 rows of 12.04 ft ²		11 rows of 1.12 m ²		008160	Shale Grey	7.25/SF
	16.46 lin. ft/row		5.02 lin. m/row				
	3569 lbs		1619 kg				

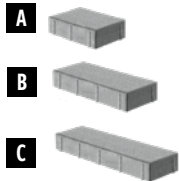
LINEA SMALL RECTANGLES PAVER

	A. 3 15/16 x 3 15/16 x 8 7/8		A. 100 x 100 x 225		002471	Sandlewood	8.33/SF
	B. 3 15/16 x 3 15/16 x 12 13/16		B. 100 x 100 x 325		002472	Shale Grey	8.33/SF
	C. 3 15/16 x 3 15/16 x 16 3/4		C. 100 x 100 x 425		002473	Champlain Grey	8.33/SF
	80.81 ft ² /pal		7.51 m ² /pal		002474	Chestnut Brown	8.33/SF
	7 rows of 11.54 ft ²		7 rows of 1.07 m ²		005215	Onyx Black	9.65/SF
	35.25 lin. ft/row		10.74 lin. m/row		005655	Chocolate Brown	9.65/SF
	3730 lbs		1692 kg				
	77 units of each		77 units of each				


PAVERS

PAVERS	SPECS - IMPERIAL	SPECS - METRIC	AVAILABLE COLORS & PRODUCT CODES	\$ / UNIT OF MEASURE
--------	------------------	----------------	----------------------------------	----------------------


LINEA LARGE RECTANGLES PAVER

	A. $3 \frac{1}{16} \times 5 \frac{7}{8} \times 8 \frac{7}{8}$ B. $3 \frac{1}{16} \times 5 \frac{7}{8} \times 12 \frac{13}{16}$ C. $3 \frac{1}{16} \times 5 \frac{7}{8} \times 16 \frac{3}{4}$	A. 100 x 150 x 225 B. 100 x 150 x 325 C. 100 x 150 x 425	007000 Sandlewood 007001 Shale Grey 007002 Champlain Grey 007003 Chestnut Brown 005660 Onyx Black 005661 Chocolate Brown	8.33/SF 8.33/SF 8.33/SF 8.33/SF 9.65/SF 9.65/SF
	77.14 ft ² /pal 7 rows of 11.02 ft ² 22.40 lin. ft/row 3631 lbs 49 units of each	7.17 m ² /pal 7 rows of 1.02 m ² 6.83 lin. m/row 1647 kg 49 units of each		


MIKA PAVER HD²

	$2 \frac{3}{4} \times 4 \frac{7}{16} \times 11$ 107.63 ft ² /pal 10 rows of 10.76 ft ² 3 012 lbs 320 units	70 x 112 x 279 10 m ² /pal 10 rows of 1 m ² 1 366 kg 320 units	005349 Rock Garden Brown HD ² 005360 Carbon HD ² 005348 Burgundy HD ²	Stonedge <small>HD² COLLECTION</small> 12.42/SF 12.42/SF 12.42/SF
--	--	--	--	---


MISTA GRANDE PAVER

	A. $3 \frac{1}{8} \times 11 \frac{13}{16} \times 5 \frac{7}{8}$ B. $3 \frac{1}{8} \times 11 \frac{13}{16} \times 11 \frac{13}{16}$ C. $3 \frac{1}{8} \times 11 \frac{13}{16} \times 17 \frac{11}{16}$	A. 80 x 300 x 150 B. 80 x 300 x 300 C. 80 x 300 x 450	000085 Shale Grey 000088 Chestnut Brown 002271 Champlain Grey 000089 Chocolate Brown 000086 Onyx Black	8.74/SF 8.74/SF 8.74/SF 9.22/SF 9.22/SF
	93.04 ft ² /pal 8 rows of 11.63 ft ² 11.80 lin. ft/row 3474 lbs 32 units of each	8.65 m ² /pal 8 rows of 1.08 m ² 3.60 lin. m/row 1576 kg 32 units of each		

MISTA RANDOM PAVER PERMEABLE

	A. $2 \frac{9}{16} \times 7 \frac{7}{8} \times 3 \frac{15}{16}$ 80 units B. $2 \frac{9}{16} \times 7 \frac{7}{8} \times 7 \frac{7}{8}$ 100 units C. $2 \frac{9}{16} \times 7 \frac{7}{8} \times 11 \frac{13}{16}$ 90 units	A. 65 x 200 x 100 80 units B. 65 x 200 x 200 100 units C. 65 x 200 x 300 90 units	000069 Sandlewood 000070 Shale Grey 000072 Champlain Grey 000074 Chestnut Brown	7.47/SF 7.47/SF 7.47/SF 7.47/SF
	116.20 ft ² /pal 10 rows of 11.62 ft ² 17.71 lin. ft/row 3356 lbs	10.80 m ² /pal 10 rows of 1.08 m ² 5.40 lin. m/row 1522 kg		

PARISIEN SQUARE PAVER

	$2 \frac{3}{8} \times 6 \frac{1}{4} \times 6 \frac{1}{4}$ 124.20 ft ² /pal 11 rows of 11.29 ft ² 3.72 units/ft ² 21.88 lin. ft/row 3526 lbs 462 units	60 x 158 x 158 11.54 m ² /pal 11 rows of 1.05 m ² 40 units/m ² 6.67 lin. m/row 1599 kg 462 units	000035 Sandlewood 000037 Shale Grey 000042 Chestnut Brown 002269 Champlain Grey	6.73/SF 6.73/SF 6.73/SF 6.73/SF
--	--	---	--	--

PAVERS	SPECS - IMPERIAL	SPECS - METRIC	AVAILABLE COLORS & PRODUCT CODES	\$ / UNIT OF MEASURE
--------	------------------	----------------	----------------------------------	----------------------

PARISIEN RECTANGLE PAVER




2 3/8 x 6 1/4 x 9 3/8
 134.20 ft²/pal
 11 rows of 12.20 ft²
 2.47 units/ft²
 15.60 lin. ft/row (depth)
 23.45 lin. ft/row (length)
 3824 lbs
 330 units

60 x 158 x 238
 12.47 m²/pal
 11 rows of 1.13 m²
 26.5 units/m²
 4.75 lin. m/row (depth)
 7.15 lin. m/row (length)
 1735 kg
 330 units

000023	Sandlewood	6.73/SF
000026	Shale Grey	6.73/SF
000032	Chestnut Brown	6.73/SF
002268	Champlain Grey	6.73/SF
000030	Onyx Black	7.23/SF
000034	Chocolate Brown	7.23/SF

PURE PAVER PERMEABLE




A. 3 1/8 x 9 x 9
B. 3 1/8 x 9 x 12
C. 3 1/8 x 9 x 15
 90 ft²/pal
 8 rows of 11.25 ft²
 15.00 lin. ft/row
 3175 lbs
 40 units of each

A. 80 x 229 x 229
B. 80 x 229 x 305
C. 80 x 229 x 381
 8.36 m²/pal
 8 rows of 1.05 m²
 4.57 lin. m/row
 1440 kg
 40 units of each

007792	Sandlewood	8.62/SF
007793	Shale Grey	8.62/SF
007794	Chestnut Brown	8.62/SF
007795	Champlain Grey	8.62/SF

SLEEK PAVER HD²



3 3/16 x 15 7/8 x 31 15/16
 84.59 ft²/pal
 8 rows of 10.57 ft²
 7.98 lin. ft/row (length)
 3.98 lin. ft/row (depth)
 3543 lbs
 8 rows of 3 units

90 x 404 x 811
 7.86 m²/pal
 8 rows of 0.98 m²
 2.43 lin. m/row (length)
 1.21 lin. m/row (depth)
 1607 kg
 8 rows of 3 units

004824	Shale Grey HD²	9.44/SF
004826	Champlain Grey HD²	9.44/SF
004825	Chestnut Brown HD²	9.44/SF
004829	Greyed Nickel HD²	9.72/SF
004827	Onyx Black HD²	9.72/SF
004828	Beige Cream HD²	9.72/SF

SQUADRA PAVER



2 3/8 x 3 1/4 x 3 1/4
 95.43 ft²/pal
 9 rows of 10.60 ft²
 2,438 lbs
 9 rows of 143 units

60 x 83 x 83
 8.87 m²/pal
 9 rows of 0.99 m²
 1,106 kg
 9 rows of 143 units

005542	Shale Grey	11.51/SF
005544	Chestnut Brown	11.51/SF
005545	Merlot	11.51/SF
005543	Onyx Black	11.86/SF

TRAVERTINA RAW PAVER HD²



2 3/4 x 4 7/16 x 11
 107.63 ft²/pal
 10 rows of 10.76 ft²
 2,967 lbs
 320 units

70 x 112 x 279
 10 m²/pal
 10 rows of 1 m²
 1,346 kg
 320 units

005163	Ivory HD²	12.42/SF
005162	Rock Garden Brown HD²	12.42/SF
005161	Riviera HD²	12.42/SF

Stonedge
*** COLLECTION

VALET PAVER



2 3/8 x 6 1/2 x 6 1/2
 92.31 ft²/pal
 9 rows of 10.26 ft²
 18.95 lin. ft/row
 2,381 lbs
 315 units

60 x 165 x 165
 8.58 m²/pal
 9 rows of 0.95 m²
 5.78 lin. m/row
 1,080 kg
 315 units

004836	Sandlewood	8.57/SF
004845	Shale Grey	8.57/SF
004847	Champlain Grey	8.57/SF
004848	Chestnut Brown	8.57/SF
004849	Onyx Black	8.79/SF

PAVERS

PAVERS	SPECS - IMPERIAL	SPECS - METRIC	AVAILABLE COLORS & PRODUCT CODES	\$ / UNIT OF MEASURE
--------	------------------	----------------	----------------------------------	----------------------

VICTORIEN 60 MM

PAVER



2 3/8 x 4 1/4 x 8 1/2	60 x 108 x 216
123.70 ft ² /pal	11.50 m ² /pal
11 rows of 11.25 ft ²	11 rows of 1.05 m ²
15.87 lin. ft/row (depth)	4.84 lin. m/row (depth)
31.74 lin. ft/row (length)	9.68 lin. m/row (length)
4 units/ft ²	43.10 units/m ²
3 481 lbs	1 579 kg
495 units	495 units

000051	Sandlewood	5.72/SF
000054	Grey	5.72/SF
000055	Shale Grey	5.72/SF
000058	Red & Black	5.72/SF
000060	Onyx Black	5.95/SF
000061	Chocolate Brown	5.95/SF

VICTORIEN 60 MM

PAVER PERMEABLE



2 3/8 x 4 1/4 x 8 1/2	60 x 108 x 216
110.22 ft ² /pal	10.24 m ² /pal
11 rows of 10.02 ft ²	11 rows of 0.93 m ²
15.87 lin. ft/row (depth)	4.84 lin. m/row (depth)
31.74 lin. ft/row (length)	9.68 lin. m/row (length)
4 units/ft ²	43.10 units/m ²
2 888 lbs	1 310 kg
440 units	440 units

000062	Shale Grey	6.45/SF
000063	Chestnut Brown	6.45/SF



VILLAGIO

PAVER PERMEABLE

A



B



C



D



A. 2 3/8 x 5 1/8 x 5 1/8	77 units	A. 60 x 130 x 130	77 units
B. 2 3/8 x 5 1/8 x 6 5/16	77 units	B. 60 x 130 x 160	77 units
C. 2 3/8 x 5 1/8 x 7 5/16	154 units	C. 60 x 130 x 185	154 units
D. 2 3/8 x 5 1/8 x 8 7/16	154 units	D. 60 x 130 x 215	154 units
117 ft ² /pal		10.88 m ² /pal	
11 rows of 10.64 ft ²		11 rows of 0.99 m ²	
24.94 lin. ft/row		7.61 lin. m/row	
3 029 lbs		1 374 kg	

000154	Sandlewood	7.51/SF
000155	Shale Grey	7.51/SF
000157	Champlain Grey	7.51/SF
000160	Chestnut Brown	7.51/SF
005549	Merlot	7.51/SF
005638	Onyx Black	8.14/SF
005639	Chocolate Brown	8.14/SF



NEW WESTMOUNT

PAVER HD²⁺



3 1/8 x 2 3/8 x 9 7/16	60 x 165 x 165
79.36 ft ² /pal	7.37 m ² /pal
9.92 ft ² /row	0.92 m ² /row
12.60 lin. ft/row	3.84 lin. m/row
2 952 lbs	1 339 kg
512 units	512 units

009409	Shale Grey HD²⁺	8.94/SF
009411	Chestnut Brown HD²⁺	8.94/SF
009412	Merlot HD²⁺	8.94/SF
009410	Onyx Black HD²⁺	9.29/SF